

ADIODES, a Self-Validating ODE Solver

Ole Stauning <ostauning@amexmail.com>

now at

Price Waterhouse
Copenhagen, Denmark

previously at

Department of Mathematical Modelling
Technical University of Denmark

SIAM Annual Meeting,
University of Toronto,
July 15, 1998

ADIODES

Automatic
Interval
Ordinary
Differential
Equation
Solver

The methods used in ADIODES

- Picard Iterations
- The (Extended) Mean Value Method
- Mixed Taylor/Forward Automatic Differentiation

The building blocks of ADIODES

- The Interval Package BIAS/PROFIL
- FADBAD/TADIFF
 - FAD : Forward Automatic Differentiation
 - BAD : Backward Automatic Differentiation
 - TAD : Taylor Automatic Differentiation

The extended mean value enclosure

Consider discrete maps of the type:

$$\varphi(y) = \tilde{\varphi}(y) + \varepsilon(y)$$

where:

$\tilde{\varphi}$ is differentiable function,

ε is a (small) error which can be bounded.

From $y_0 \in \mathbb{R}^n$ we have a sequence $\{y_j\}_{j=0,\dots}$ defined by

$$y_{j+1} = \varphi(y_j) = \tilde{\varphi}(y_j) + \varepsilon(y_j).$$

Using the **extended mean value method**, we obtain two enclosures

Internal representation “rotating rectangle”:

$$y_{j+1} \in \hat{y}_{j+1} + A_{j+1}[\hat{r}_{j+1}]$$

External representation “interval vector”:

$$y_{j+1} \in [y_{j+1}]$$

where \hat{y}_{j+1} is a real vector, $[y_{j+1}]$ and $[\hat{r}_{j+1}]$ are interval vectors and A_{j+1} a real orthogonal matrix.

The extended mean value enclosure

The algorithm

Initialize:

$$[y_0], \hat{y}_0 = m([y_0]), [\hat{r}_0] = [y_0] - \hat{y}_0, A_0 = I.$$

Input:

$$[y_j], \hat{y}_j, [\hat{r}_j], A_j.$$

Iteration:

$$[z_{j+1}] = \Sigma([y_j]),$$

$$[\hat{y}_{j+1}] = \tilde{\varphi}(\hat{y}_j) + [z_{j+1}],$$

$$[S_j] = \tilde{\Phi}'([y_j]),$$

$$\hat{y}_{j+1} = m([\hat{y}_{j+1}]),$$

Choose a regular real matrix A_{j+1} ,

$$[y_{j+1}] = ([S_j]A_j)[\hat{r}_j] + [\hat{y}_{j+1}],$$

$$[\hat{r}_{j+1}] = (A_{j+1}^{-1}([S_j]A_j))[\hat{r}_j] + A_{j+1}^{-1}([\hat{y}_{j+1}] - \hat{y}_{j+1}).$$

Output:

$$[y_{j+1}], \hat{y}_{j+1}, [\hat{r}_{j+1}].$$

How to compute $\tilde{\varphi}(\hat{y}_j)$ and $\tilde{\Phi}'([y_j])$

Consider the Cos-Sin map:

$$\varphi_{cs} \begin{pmatrix} x \\ y \end{pmatrix} = \begin{pmatrix} \cos(x + ay) \\ \sin(bx + y) \end{pmatrix},$$

The C++ code:

```
INTERVAL X,Y,PX,PY;  
X=0.5; Y=0.5;  
  
PX=Cos(X+4*Y);  
PY=Sin(4*X+Y);
```

$$\varphi_{cs} \begin{pmatrix} 0.5 \\ 0.5 \end{pmatrix} \in \begin{pmatrix} PX \\ PY \end{pmatrix}$$

Evaluates the map in interval arithmetic. And

```
FINTERVAL X,Y,PX,PY;  
X=0.5; Y=0.5;  
X.diff(0,2);Y.diff(1,2);  
  
PX=Cos(X+4*Y);  
PY=Sin(4*X+Y);
```

$$\varphi_{cs} \begin{pmatrix} 0.5 \\ 0.5 \end{pmatrix} \in \begin{pmatrix} PX.x() \\ PY.x() \end{pmatrix}, \Phi'_{cs} \begin{pmatrix} 0.5 \\ 0.5 \end{pmatrix} \in \begin{pmatrix} PX.d(0) & PX.d(1) \\ PY.d(0) & PY.d(1) \end{pmatrix}$$

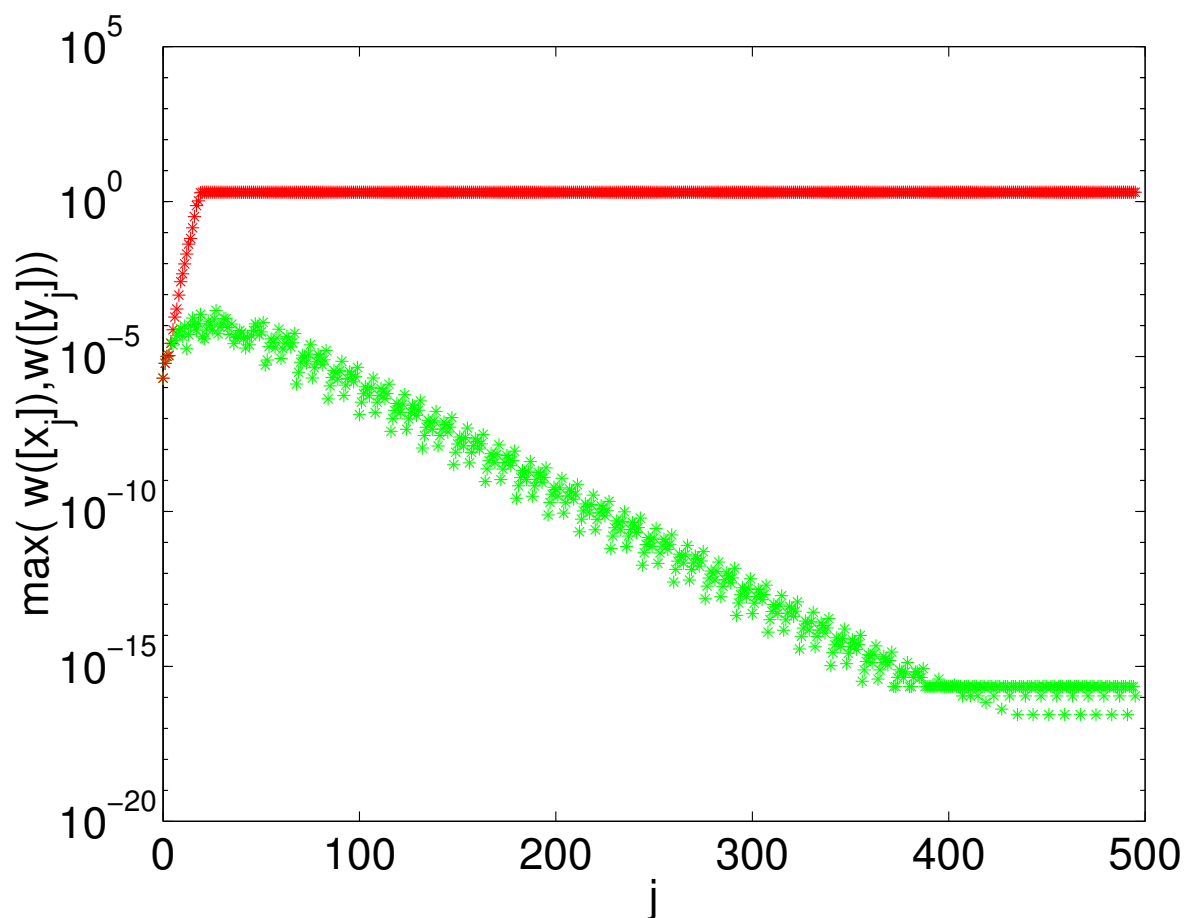
Evaluates the map and derivatives in interval arithmetic.

Using the extended mean value enclosure

Using parameters $a = b = 2$, and initial values

$$([x_0], [y_0]) = ([-10^{-6}, 10^{-6}], [-10^{-6}, 10^{-6}])$$

we obtain



The graph shows the width of

- '*': the simple interval enclosure,
- '*': the extended mean value enclosure.

Discretizing solutions of Ordinary Differential Equations (ODE's)

Consider the ordinary differential equation

$$y' = f(y)$$

with a solution $y : [t_0, t_N] \rightarrow \mathbb{R}^n$.

Using $t_0 < t_1 < \dots < t_N$, and $y_j = y(t_j)$ we have

$$y_{j+1} = \varphi(y_j) = \tilde{\varphi}(y_j) + \varepsilon(y_j)$$

where $\tilde{\varphi}$ is a Taylor polynomial of order k and ε the remainder:

$$\tilde{\varphi}(y_j) = y_j + \sum_{i=1}^k (y_j)_i (t_{j+1} - t_j)^i,$$

$$\varepsilon(y_j) = (t_{j+1} - t_j)^{k+1} (k+1) \int_0^1 y^{[k+1]}(\theta t_{j+1} + (1-\theta)t_j) (1-\theta)^k d\theta.$$

Where

$$y^{[k]} = \frac{1}{k!} \frac{d^k y}{dt^k} \quad \text{and} \quad (y_j)_k = y^{[k]}(t_j).$$

Obtaining Taylor coefficients with Automatic Differentiation

From the ODE $y' = f(y)$ we have the recursive relation:

$$(y_j)_{k+1} = \frac{(f)_k}{k+1}$$

By using Taylor arithmetic to compute $(f)_k$ we can obtain $(y_j)_{k+1}$ and so forth.

Taylor arithmetic:

$$(u + v)_k = (u)_k + (v)_k,$$

$$(u - v)_k = (u)_k - (v)_k,$$

$$(u \cdot v)_k = \sum_{i=0}^k (u)_i (v)_{k-i} = \sum_{i=0}^k (u)_{k-i} (v)_i,$$

$$(u/v)_k = \frac{1}{(v)_0} \left((u)_k - \sum_{j=1}^k (v)_j (u/v)_{k-j} \right) \text{ for } (v)_0 \neq 0,$$

$$(\cos u)_k = -\frac{1}{k} \sum_{j=0}^{k-1} (k-j) (\sin u)_j (u)_{k-j} \text{ for } k \geq 1,$$

$$(\sin u)_k = \frac{1}{k} \sum_{j=0}^{k-1} (k-j) (\cos u)_j (u)_{k-j} \text{ for } k \geq 1.$$

etc...

Obtaining Taylor coefficients using Automatic Differentiation

Example

$$\begin{aligned} x' &= f_1(x, y) = A - x(B - xy + 1), \\ y' &= f_2(x, y) = x(B - xy), \end{aligned}$$

Introducing functions $\tau_j(x, y)$ defined by

$$\begin{aligned} \tau_1 &= xy, \\ \tau_2 &= B - \tau_1, \\ \tau_3 &= \tau_2 + 1, \\ \tau_4 &= x\tau_3. \end{aligned}$$

we have

$$f_1 = A - \tau_4, \quad f_2 = x\tau_2$$

From the initial value (x_j, y_j, t_j) we can compute

$$\begin{array}{ll} (x)_0 = x_j, & (\tau_1)_1 = (x)_0(y)_1 + (x)_1(y)_0, \\ (y)_0 = y_j, & (\tau_2)_1 = -(\tau_1)_1, \\ (\tau_1)_0 = (x)_0(y)_0, & (\tau_3)_1 = (\tau_2)_1, \\ (\tau_2)_0 = B - (\tau_1)_0, & (\tau_4)_1 = (x)_0(\tau_3)_1 + (x)_1(\tau_3)_0, \\ (\tau_3)_0 = (\tau_2)_0 + 1, & (f_1)_1 = -(\tau_4)_1, \\ (\tau_4)_0 = (x)_0(\tau_3)_0, & (f_2)_1 = (x)_0(\tau_2)_1 + (x)_1(\tau_2)_0, \\ (f_1)_0 = A - (\tau_4)_0, & (x)_2 = (f_1)_1/2, \\ (f_2)_0 = (x)_0(\tau_2)_0, & (y)_2 = (f_2)_1/2, \\ (x)_1 = (f_1)_0, & \dots\dots\dots \\ (y)_1 = (f_2)_0, & \end{array}$$

How to compute $\tilde{\varphi}(\hat{y}_j)$ using TADIFF

Taylor expanding the solution of

$$\begin{aligned}x' &= f_1(x, y) = A - x(B - xy + 1), \\y' &= f_2(x, y) = x(B - xy),\end{aligned}$$

The C++ code:

```
INTERVAL X0(0.3), Y0(0.4), PX, PY;  
TINTERVAL X(X0), Y(Y0), F1, F2;
```

```
F1 = A - X*(B - X*Y + 1);  
F2 = X*(B - X*Y);
```

```
PX=X[0];  
PY=Y[0];  
for(i=0; i<N; i++){  
    F1.eval(i);  
    F2.eval(i);  
  
    X[i+1] = F1[i]*h/(i+1);  
    Y[i+1] = F2[i]*h/(i+1);  
  
    PX+=X[i+1];  
    PY+=Y[i+1];  
}
```

$$\tilde{\varphi} \begin{pmatrix} 0.5 \\ 0.5 \end{pmatrix} \in \begin{pmatrix} PX \\ PY \end{pmatrix}$$

Evaluates the map in interval arithmetic. And ...

How to compute $\tilde{\varphi}(\hat{y}_j)$ and $\tilde{\Phi}'([y_j])$ using FADBAD and TADIFF

The C++ code:

```
FINTERVAL X0(0.3),Y0(0.4),PX,PY;  
X0.diff(0,2); Y0.diff(1,2);  
TFINTERVAL X(X0),Y(Y0),F1,F2;  
  
F1 = A - X*(B - X*Y + 1);  
F2 = X*(B - X*Y);  
  
PX=X[0];  
PY=Y[0];  
for(i=0; i<N; i++){  
    F1.eval(i);  
    F2.eval(i);  
  
    X[i+1] = F1[i]*h/(i+1);  
    Y[i+1] = F2[i]*h/(i+1);  
  
    PX+=X[i+1];  
    PY+=Y[i+1];  
}
```

$$\tilde{\varphi} \begin{pmatrix} 0.5 \\ 0.5 \end{pmatrix} \in \begin{pmatrix} \text{PX.x}() \\ \text{PY.x}() \end{pmatrix}, \tilde{\Phi}' \begin{pmatrix} 0.5 \\ 0.5 \end{pmatrix} \in \begin{pmatrix} \text{PX.d}(0) & \text{PX.d}(1) \\ \text{PY.d}(0) & \text{PY.d}(1) \end{pmatrix}$$

Evaluates the map and derivatives in interval arithmetic.

The Lorenz equations

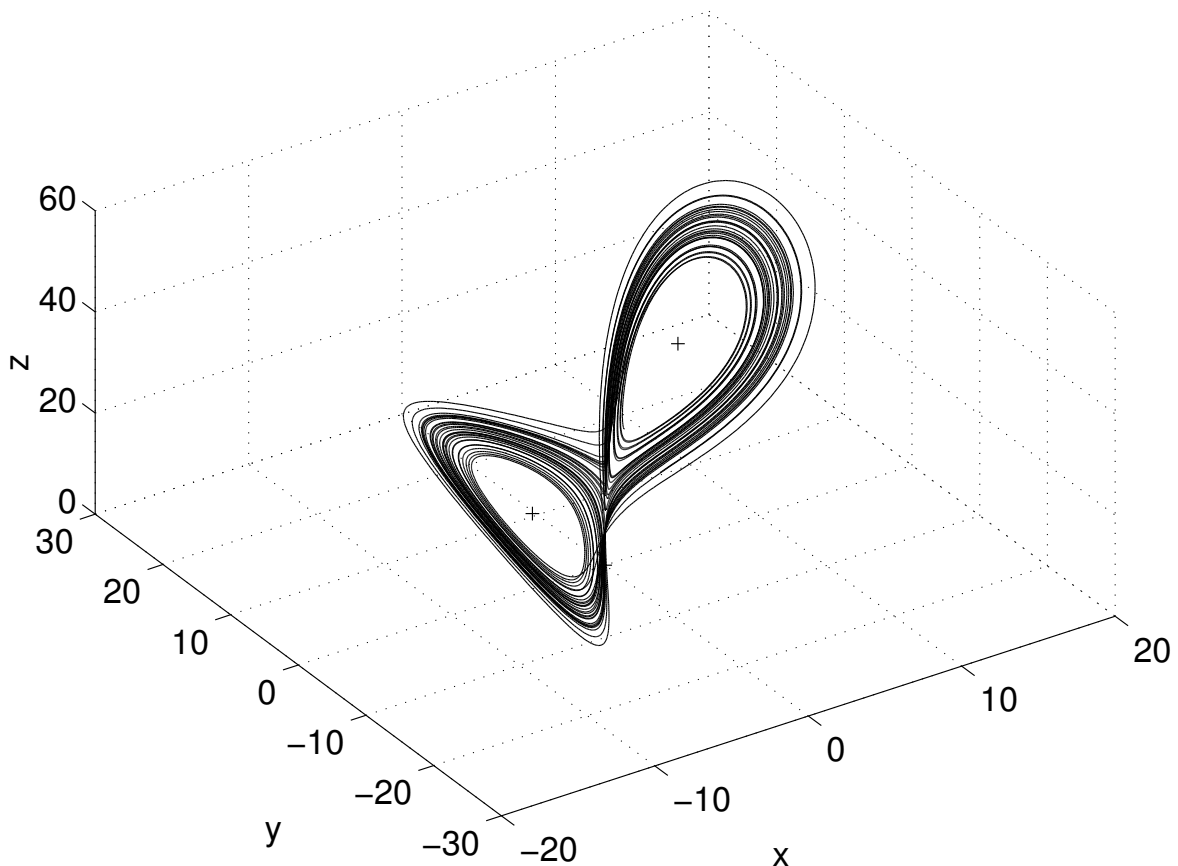
The Lorenz equations are given by

$$\begin{aligned}x' &= \sigma(y - x), \\y' &= rx - y - xz, \\z' &= xy - bz.\end{aligned}$$

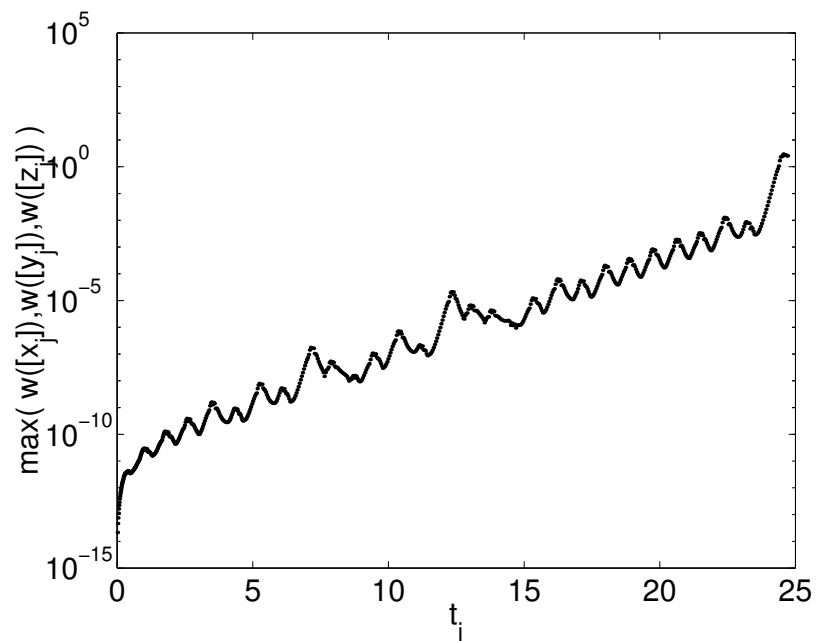
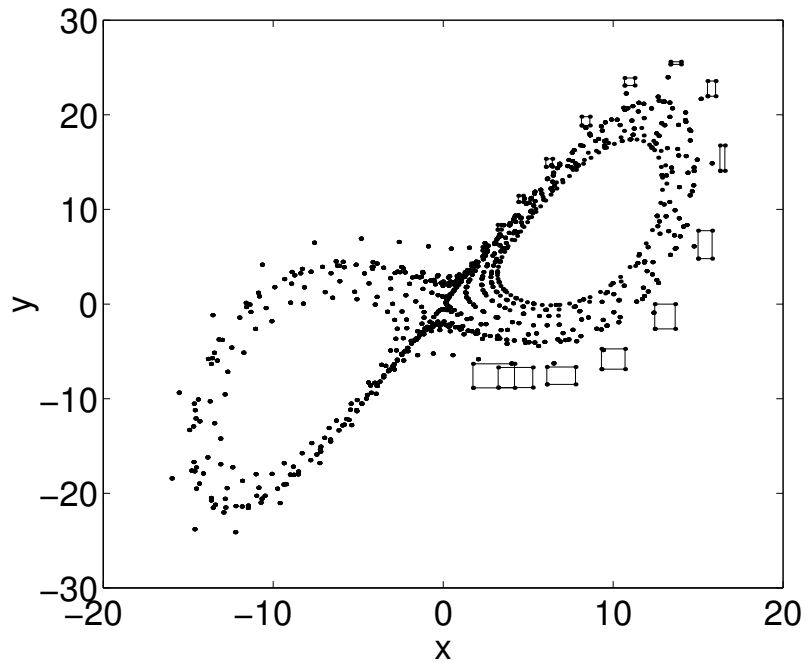
Using the parameters $b = 8/3$, $r = 28$ and $\sigma = 6$ and the initial values:

$$x(0) = 4.1879, \quad y(0) = 6.7601 \quad \text{and} \quad z(0) = 16.1091$$

Matlab finds the numerical solution (shown in phase space):

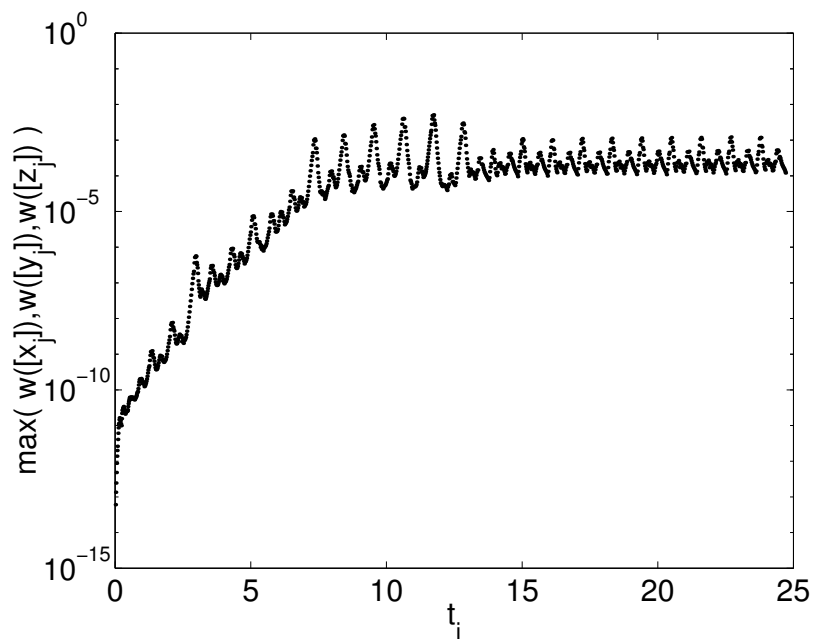
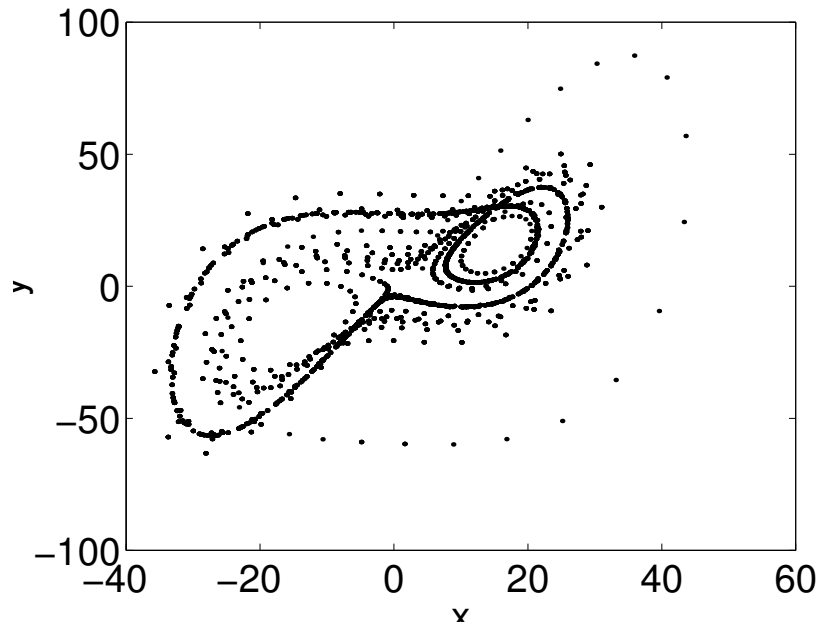


Using ADIODES to solve the Lorenz equations we obtain:



for parameters $b = 8/3$, $r = 28$ and $\sigma = 6$.

Using ADIODES to solve the Lorenz equations we obtain:



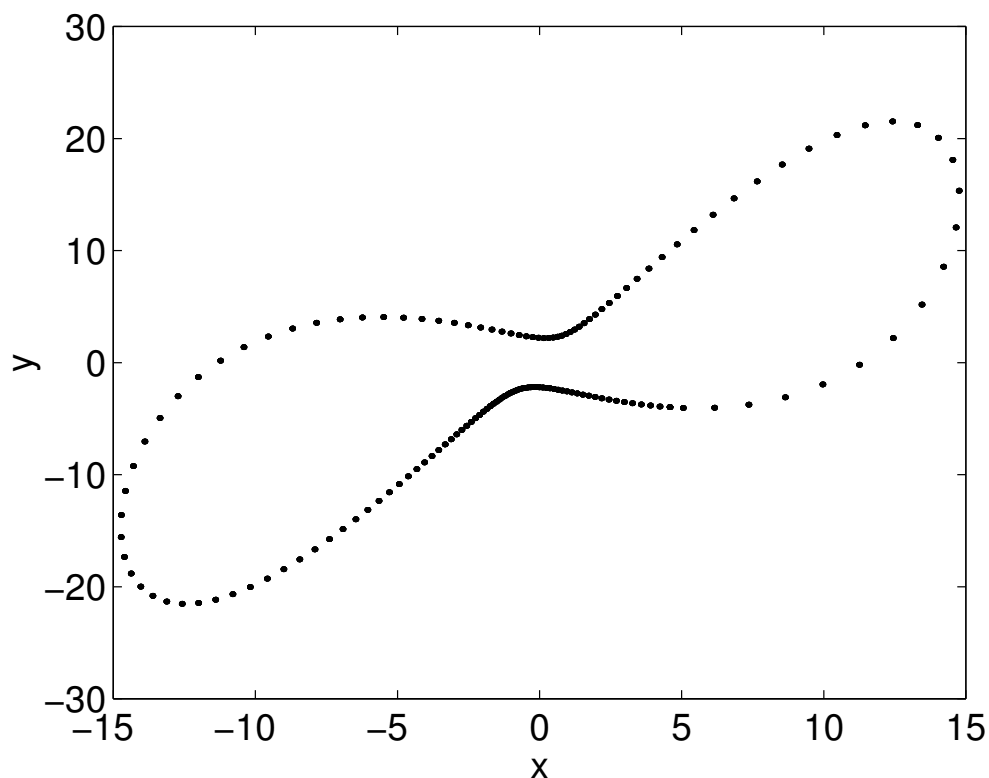
for parameters $b = 8/3$, $r = 100.5$ and $\sigma = 10$.

Periodic solutions of the Lorenz equations

The following periodic solution were proved to exist for parameters

$$b = 8/3, r = 28 \text{ and } \sigma = 6,$$

by using ADIODES and the Interval Newton method:



Solution 1:1, proved to exist for initial values:

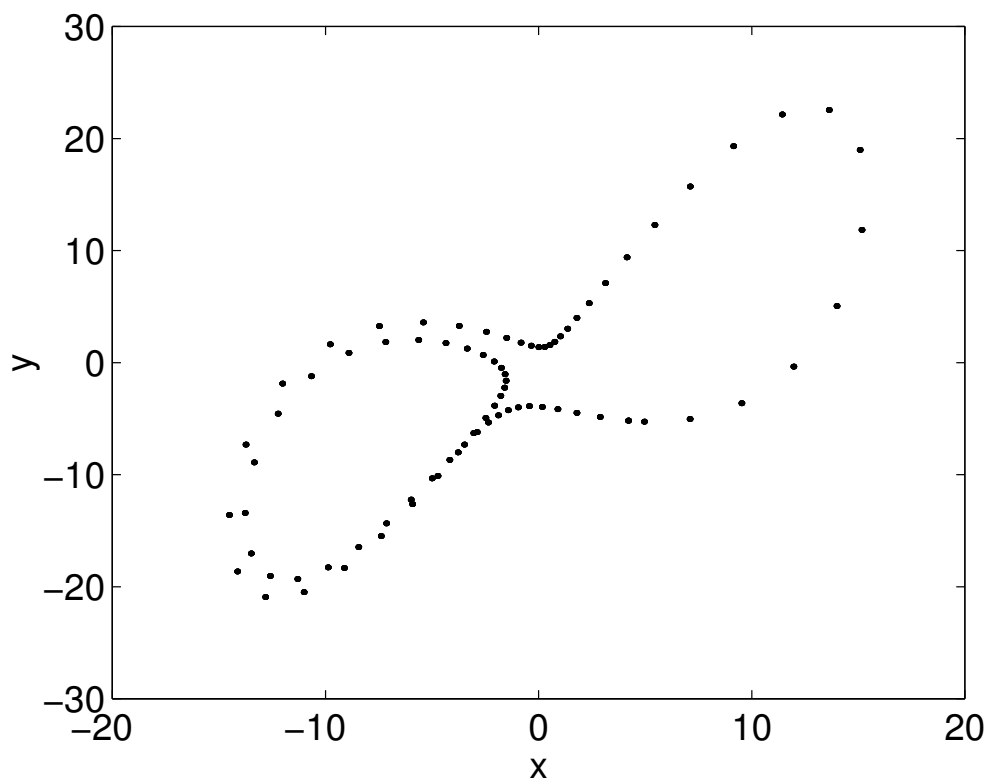
$$\begin{aligned} T &\in [2.594277^7_6], \\ x(0) &\in [4.194260^4_3], \\ y(0) &\in [-5.173485^7_8], \\ z(0) &= 27. \end{aligned}$$

Periodic solutions of the Lorenz equations

The following periodic solution were proved to exist for parameters

$$b = 8/3, r = 28 \text{ and } \sigma = 6,$$

by using ADIODES and the Interval Newton method:



Solution 2:1, proved to exist for initial values:

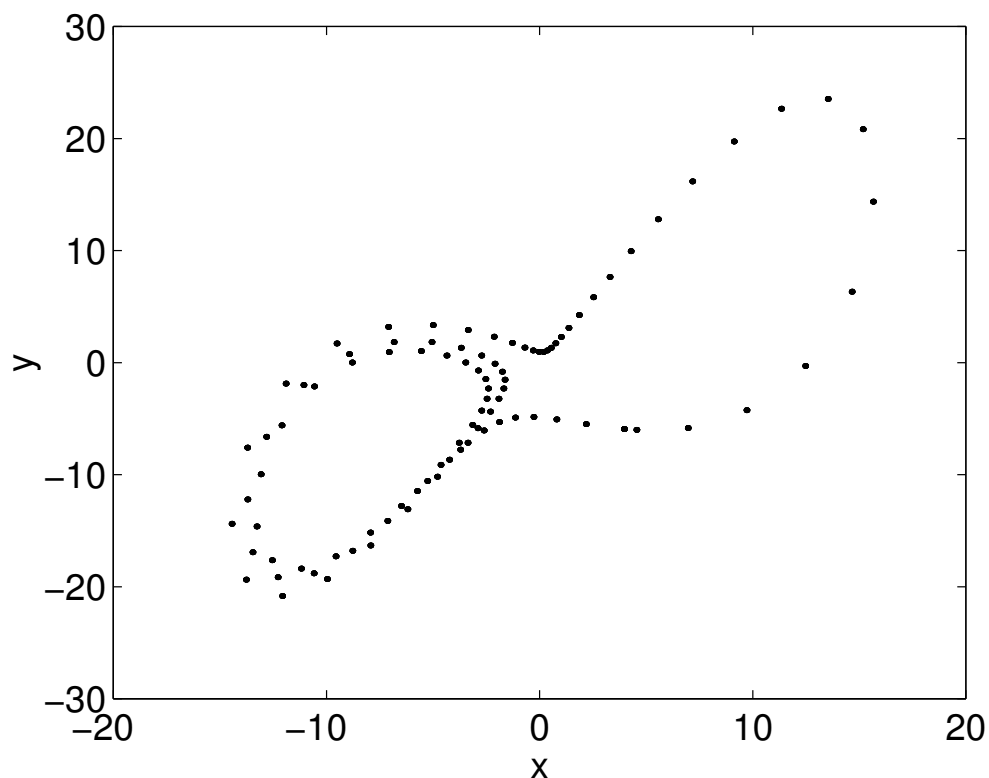
$$\begin{aligned} T &\in [2.594277^7_6], \\ x(0) &\in [4.194260^4_3], \\ y(0) &\in [-5.173485^7_8], \\ z(0) &= 27. \end{aligned}$$

Periodic solutions of the Lorenz equations

The following periodic solution were proved to exist for parameters

$$b = 8/3, r = 28 \text{ and } \sigma = 6,$$

by using ADIODES and the Interval Newton method:



Solution 3:1, proved to exist for initial values:

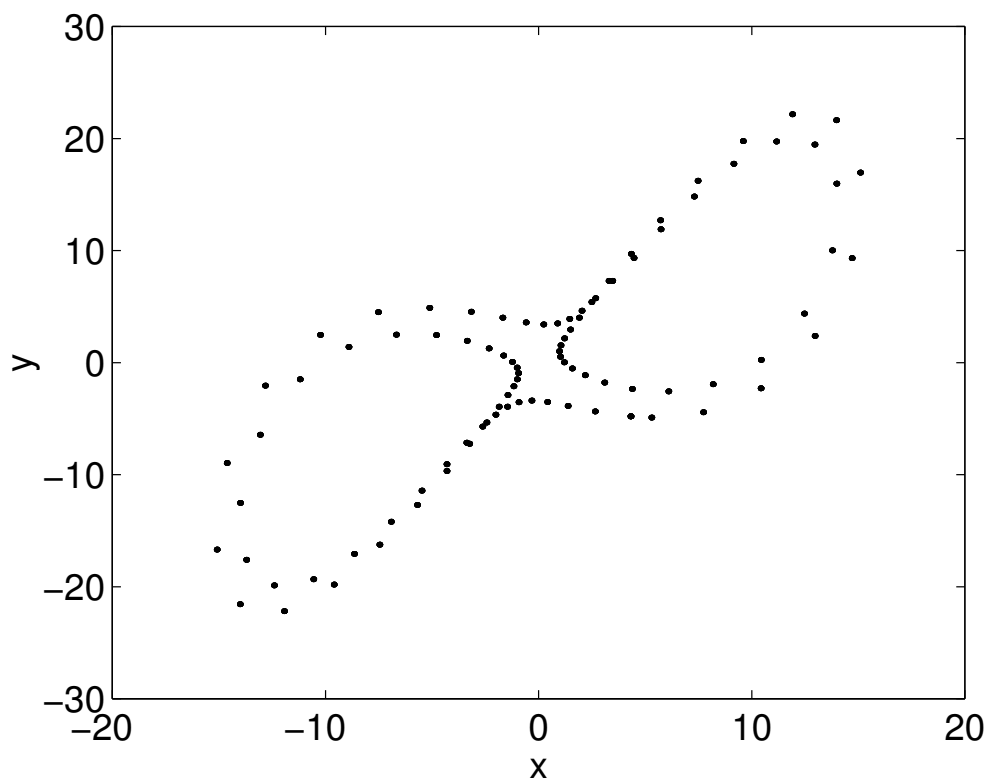
$$\begin{aligned} T &\in [3.405937\frac{8}{7}], \\ x(0) &\in [3.952332\frac{3}{2}], \\ y(0) &\in [-5.928351\frac{4}{5}], \\ z(0) &= 27. \end{aligned}$$

Periodic solutions of the Lorenz equations

The following periodic solution were proved to exist for parameters

$$b = 8/3, r = 28 \text{ and } \sigma = 6,$$

by using ADIODES and the Interval Newton method:



Solution 2:2, proved to exist for initial values:

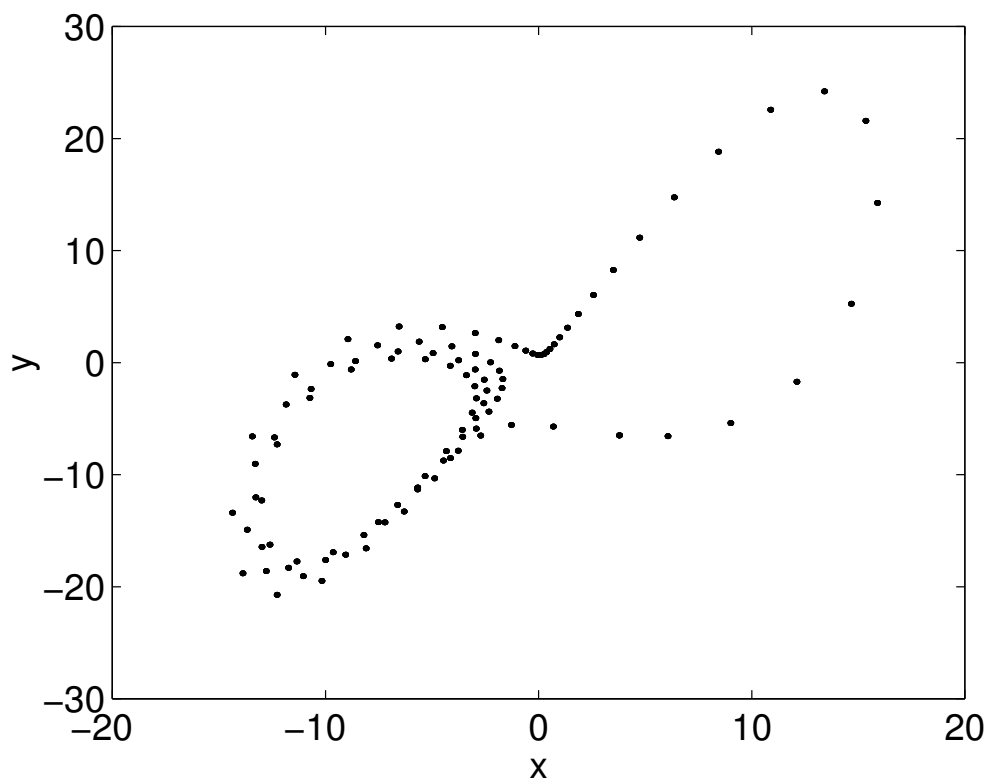
$$\begin{aligned} T &\in [3.469322_0^2], \\ x(0) &\in [4.312692_0^6], \\ y(0) &\in [-4.80296_{83}^{77}], \\ z(0) &= 27. \end{aligned}$$

Periodic solutions of the Lorenz equations

The following periodic solution were proved to exist for parameters

$$b = 8/3, r = 28 \text{ and } \sigma = 6,$$

by using ADIODES and the Interval Newton method:



Solution 4:1, proved to exist for initial values:

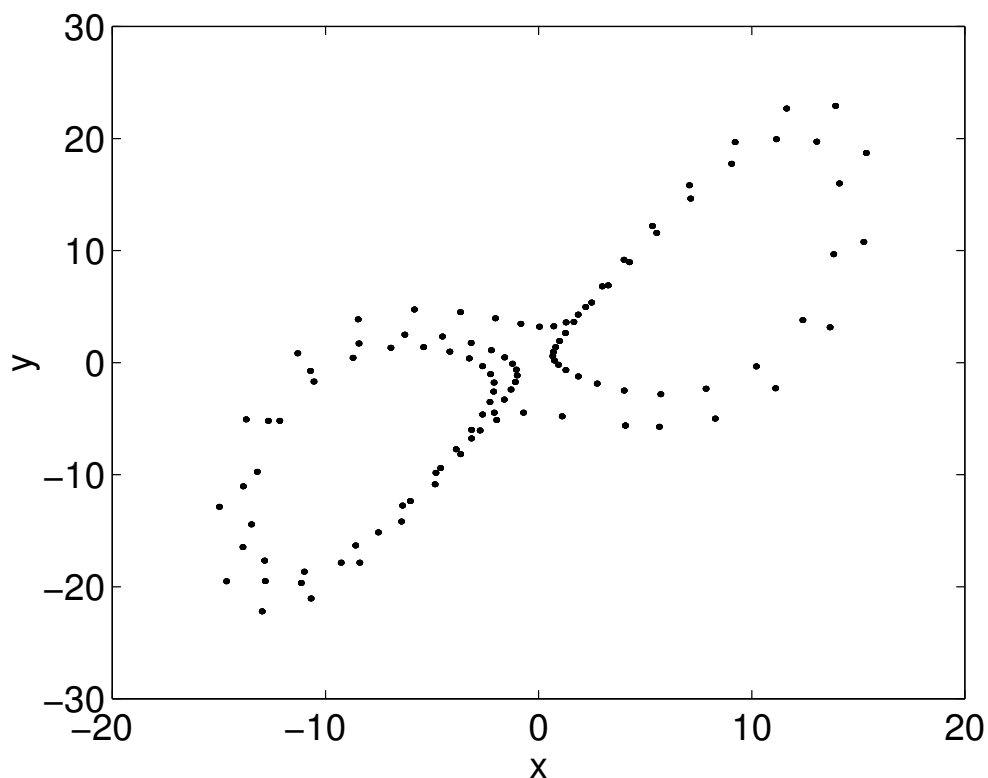
$$\begin{aligned} T &\in [4.2012773_{89}^{90}], \\ x(0) &\in [3.7720541_{59}^{62}], \\ y(0) &\in [-6.48667584_7^3], \\ z(0) &= 27. \end{aligned}$$

Periodic solutions of the Lorenz equations

The following periodic solution were proved to exist for parameters

$$b = 8/3, r = 28 \text{ and } \sigma = 6,$$

by using ADIODES and the Interval Newton method:



Solution 3:2, proved to exist for initial values:

$$\begin{aligned} T &\in [4.300104_{59}^{60}], \\ x(0) &\in [4.0501795_{6}^8], \\ y(0) &\in [-5.6242059_{3}^0], \\ z(0) &= 27. \end{aligned}$$

Conclusion

Download FADBAD/TADIFF and ADIODES from:
<<http://www.imm.dtu.dk/fadbad.html>>

POSITIVE:

- The Extended Mean Value Form also works on discrete mappings.
- ADIODES uses automatic differentiation so that the user only have to provide C++ code implementing the right hand side of the ODE.
- Using ADIODES we can prove properties of ODE's which are hard to prove by hand.

NEGATIVE:

- The Picard iterations takes small stepsizes.
- We need new (implicit) methods for stiff problems.
- Overloading in FADBAD/TADIFF is expensive because of memory management.
- FADBAD/TADIFF and ADIODES are not ported to Visual C++.