

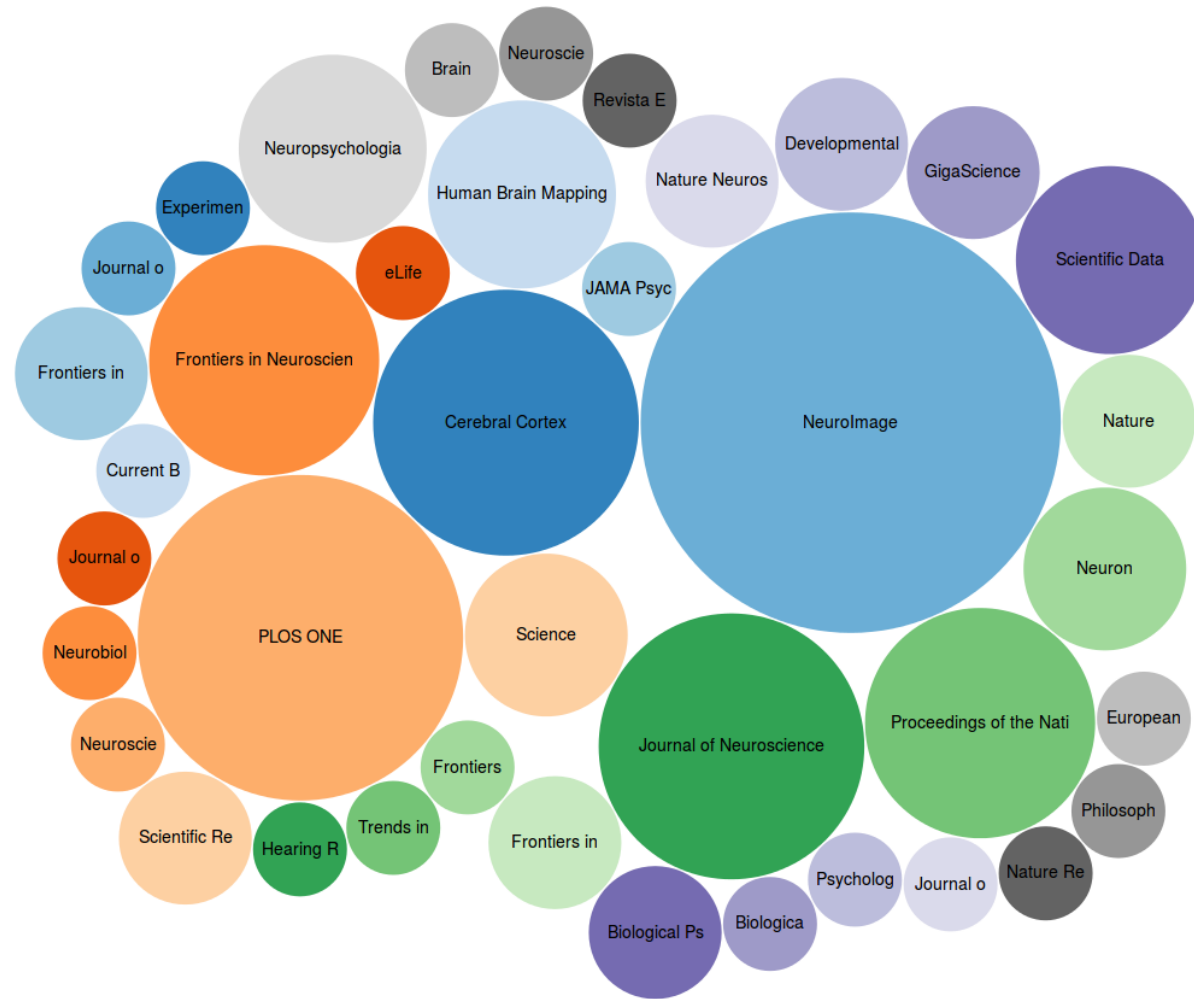
Scientific data and bibliographic references

Finn Årup Nielsen

DTU Compute
Technical University of Denmark

June 1, 2016

Number of neuroinformatics papers by journal











... in neuroinformatics databases

```
select ?published_inLabel (count(?item) as ?count) where {
  { select distinct ?item where {
    ?item wdt:P31 wd:Q13442814 .
    ?item wdt:P1325 ?resource .
    filter (
      (strstarts(str(?resource), "http://neurovault.org/collections/"))
      ||
      (strstarts(str(?resource), "https://openfmri.org/"))
      ||
      (strstarts(str(?resource), "http://neurosynth.org/studies/"))
    ) } }
  ?item wdt:P1433 ?published_in .
  SERVICE wikibase:label { bd:serviceParam wikibase:language "en" . }
} group by ?published_in ?published_inLabel
```

External scientific data

Wikidata Property P1325 (external data available at)

author	 Karl Zilles series ordinal 6 ▾ 0 references + add reference + add	
external data available at	 http://ibvd.virtualbrain.org/display.php?type=pub&id=109 ▾ 0 references + add reference + add	
+ add		
Identifiers		
PubMed ID	 11305897 ▾ 0 references + add reference + add	
DOI	 10.1006/nimg.2000.0715 ▾ 0 references + add reference + add	

Can we do more than that?

What about:

“Pooled estimates of efficacy data showed an RR of 1.24, 95% CI 1.11-1.38 in favour of TCAs against placebo.” — <http://www.cochrane.org/...>

Or:

grp	vol id	structure	hemisphere	volume mean	volume std	units	flags
1043		Intracranial	total	1477	115	cc	
1044		Brain	total	969	87	cc	
1045		Brain	total	926	65	cc	adjusted

— From *Internet Brain Volume Database* 180

Example for Ventricular-brain ratio

Statements

numeric value	0.042±0.001	human	edit
	of		
	▼ 1 reference stated in Ventricular enlargement in major depression		+ add reference
numeric value	0.036±0.001	human	edit
	of		
	▼ 1 reference stated in Computerised tomographic scan changes in manic-depressive illness		+ add reference
numeric value	0.0818±0.0001	human	edit
	of		
	▼ 1 reference stated in Brain morphology assessed by computed tomography in patients with geriatric depression, patients with degenerative dementia, and normal control subjects		+ add reference
			+ add

Questions

Discuss and determine the scope and the kind of scientific data that would be nice to have in Wikidata.

Discuss and determine which “item types”, properties, qualifiers and Wikidata facilities/tools are relevant and needed.

Develop tools:

— Scrapers/API-converters to Wikidata.

— Presentation of scientific data in Wikidata beyond Listeria and WDQS.

— Author name resolver: Converter from short author name to item

Tools

Magnus Manske's [Sourcecmd](#)

Magnus Manskes Quick Statement

<http://ibvd.virtualbrain.org/display.php?type=pub&id=103> — The Internet Brain Volume Database example entry

<http://neuro.compute.dtu.dk/wiki/NeuroVault> — Brede Wiki entry on NeuroVault with small Python program that examine the difference between NeuroVault and Wikidata DOIs.